



GRINDING & POLISHING MACHINE

## SAPHIR 550 / RUBIN 520


**The SAPHIR 550 with RUBIN 520 is a single wheel grinder and polisher of recent generation with an innovative grinding and polishing head for working wheels Ø 250-300 mm.**

The head RUBIN 520 is equipped with an automatic protective hood and sets a new standard for operational safety. Single and central pressure, memory function, integrated dosing system, material removed measurement are only a few of the possibilities.

Motor-driven height setting with pneumatic clamping and all characteristics of the basic unit Saphir 350 meet the highest demands. The removal height can be pre-determined with 0.01 mm accuracy. The material removed measurement takes place automatically. After reaching the preset value, the machine switches off.

## PRODUCT ADVANTAGES

- | Single wheel grinder/polisher with Rubin 520
- | Single and central pressure
- | Variable speed of working wheel and polishing head
- | Electronic control with touch screen
- | Programmable memory
- | Polishing head with clockwise/counter-clockwise rotation
- | Memory function for side and height adjustment
- | Automatic front cover for safety



[Click to view video](#)

Video: The correct way to work with central pressure

### PERFECT GRINDING AND POLISHING – CONSUMABLES BY QATM

Grinding and polishing is more reliable, safe and efficient when processed with the right ingredients: knowledge, care and the right choice of consumables and instruments.



GRINDING & POLISHING MACHINE SAPHIR 550 / RUBIN 520

## TECHNICAL DATA

<b>Working wheels</b>	ø 200 - 300 mm
<b>No. of samples (single pressure)</b>	1-6 samples ø 50 mm
<b>Single pressing force</b>	variable, 5-80 N
<b>Central pressing force</b>	variable, 20-400 N
<b>Connection power</b>	3.2 kVA
<b>Drive power (base)</b>	0.75 kW S6/40%
<b>Drive power (head)</b>	0.17 kW S1
<b>Speed (grinder)</b>	50 - 600 rpm
<b>Speed (head)</b>	30 - 150 rpm
<b>W x H x D</b>	560 x 550 - 650 x 660 mm
<b>Weight</b>	~ 85 kg
<b>Water connection</b>	1x fresh water connection R½" max. 6 bars

[www.qatm.com/saphir-550](http://www.qatm.com/saphir-550)

## ORDER DATA

### BASIC EQUIPMENT

#### MACHINE (ALL ITEMS REQUIRED)

M5600130  Saphir 550 Base machine

#### POWER SUPPLY (1 ITEM REQUIRED)

A5600043 Saphir 550 Rubin 520 Power 220-230V/50/60Hz

A5600044 Saphir 550 Rubin 520 Power 110V/60Hz (1Ph)

#### CONTROLLED REMOVAL (1 ITEM REQUIRED)

A5600053 Rubin 520 polishing head without removal

A5600054 Rubin 520 polishing head with removal measuring

#### CARRIER WHEEL (1 ITEM REQUIRED)

05610037  Carrier wheel Ø 200 mm

05610058  Carrier wheel Ø 230 mm

05610057  Carrier wheel Ø 250 mm

05610059  Carrier wheel Ø 300 mm

#### WORKING WHEEL (1 ITEM REQUIRED)

Z5610034  Working wheel Ø 200 mm

Z5610030  Working wheel Ø 230 mm

Z5610031  Working wheel Ø 250 mm

Z5610032 Working wheel Ø 300 mm



#### DOSING UNIT (TO BE ORDERED WITH THE MACHINE)

A5400001 Rubin 520 Dosing unit



Z5410006 Bottle holder for Rubin 520/530



#### SAMPLE HOLDER (1 ITEM REQUIRED)

Z5446030 Sample holder L-160-12-Ø-25 central pressure

Z5446031 Sample holder L-160-8-Ø-30 central pressure

Z5446034 Sample holder L-160-6-Ø-40 central pressure

Z5446035 Sample holder L-160-5-Ø-50 central pressure

Z5446042 Sample holder L-185-3-Ø-60 central pressure

Z5446044 Sample holder L-204-5-Ø-70 central pressure

Z5446030 Sample holder L-160-12-Ø-1" central pressure

Z5446032 Sample holder L-160-8-Ø-1 1/4" central pressure

Z5446033 Sample holder L-160-6-Ø-1 1/2" central pressure

Z5446035 Sample holder L-160-5-Ø-2" central pressure

Z5446036 Sample holder L-160-3-RE-55x30 central pressure

Z5446037 Sample holder L-160-3-RE-60x40 central pressure

Z5446043 Sample holder L-185-3-RE-70x40 central pressure

Z5446045 Sample holder L-204-3-RE-100x50 central pressure

Z5446038 Sample holder L-160-6-Ø-20-40 central pressure

#### OPTIONS (CAN BE ORDERED SEPARATELY)















Z5600009 Connection-Set Saphir 520/530/550/560

05610228 Clamping ring Ø 200 mm



05610227 Clamping ring Ø 230 mm



05610226		Clamping ring Ø 250 mm
05610225		Clamping ring Ø 300 mm
92008528		Magnetic Foil Ø 200 x 1,0mm PSA
92005820		Magnetic Foil Ø 250 x 1,0mm PSA
92005822		Magnetic Foil Ø 300 x 1,0mm PSA
05400086		Distance ring Ø25 mm (for Ø50mm Hole)
05440138		Distance ring Ø 1" mm (for Ø50mm Hole)
05400085		Distance ring Ø30 mm (for Ø50mm Hole)
05440139		Distance ring Ø 1 1/4" (for Ø50mm Hole)
05400084		Distance ring Ø32 mm (for Ø50mm Hole)
05400083		Distance ring Ø38 mm (1,5") (for Ø50mm Hole)
05400082		Distance ring Ø40 mm (for Ø50mm Hole)
05400114		Levelling plate Ø160mm 2mm
05400246		Levelling plate Ø160mm 4mm
A5810261		Settling tank 45L for System Lab 2, mobile, with insertion mechanism for cabinet 800
A5810237		Settling tank 45L for System Lab 2, mobile, with insertion mechanism for cabinet 900
A5800496		Settling tank 45L for System Lab, mobile, without folding wheels