



ПРЕССЫ ГОРЯЧЕГО ПРЕССОВАНИЯ

## QPRESS 40

## FASTER THAN EVER BEFORE

Thanks to its powerful heating/cooling technology and speed-optimized temperature control, the mounting time is significantly reduced. The robust bayonet closure, optional simple one-button operation, and clear parameter display on the 7" industrial touchscreen ensure convenient and intuitive use. The connectable, patented extraction system sets new standards in occupational safety for the user.



[Смотреть видео](#)

## ПРЕИМУЩЕСТВА ОБОРУДОВАНИЯ

- | Short mounting times (up to 35% time savings)
- | Robust bayonet quick-release closure
- | 7" industrial touchscreen with innovative control software and optional one-button operation
- | Dust Guard: extraction of granule dust during filling (patented)
- | Compact and high-quality design with powder-coated metal housing
- | High sample throughput possible due to double mounting

## KNIPEX IS THRILLED WITH THE QPRESS 40!

As part of our Qpress 40 competition 2025, Benjamin Hellmann from KNIPEX was the first of three winners to receive the Qpress 40. The machine was immediately put into operation and has since become an important part of daily laboratory work.

In this interview, Mr. Hellmann explains how the Qpress 40 helps to overcome challenges in sample preparation and why material testing is so important at KNIPEX.



[Смотреть видео](#)

## BEST OF INDUSTRY AWARD 2025

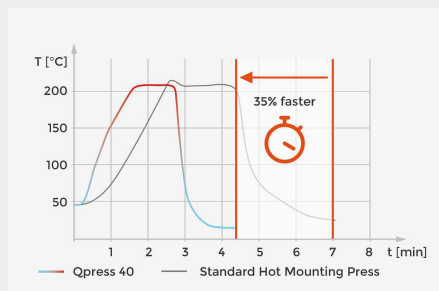
The Qpress 40 hot mounting press was awarded the Best of Industry Award 2025 in the category “Best of Laboratory and Analysis Technology”.

The Best of Industry Award recognizes innovative technologies that make a lasting improvement to everyday lab work and offer measurable added value for research, diagnostics, and applications. In the Laboratory and Medical Technology category, the focus is on solutions that impress with their performance and efficiency.



## ПРЕССЫ ГОРЯЧЕГО ПРЕССОВАНИЯ QPRESS 40

### ОСОБЕННОСТИ



#### SPEED-OPTIMIZED HEATING AND COOLING TECHNOLOGY

Shorter mounting times are achieved by:

- Optimized heat transfer between heating elements and mould
- Fast temperature control to precisely reach the target temperature
- Preheating function to shorten the heat-up time

The new technology can reduce the mounting time by up to 35%.



#### SIMPLE ONE-BUTTON OPERATION

The highest possible operating safety is achieved with the butler function. In just a few steps, the entire mounting process can be controlled by pressing the multifunction button. In addition, the PLUS software has a method database with pre-installed, consumable-specific mounting recipes and allows the storage of more than 128 user-defined mounting methods. This ensures the fastest possible operation with maximum process reliability.



#### EXTRACTION OF FINE DUST

The patented and optional integrable suction device (Dust Guard) protects the user from inhaling dust that can escape when the mounting resin is filled into the mould. This significantly enhances health protection in the workplace. In the PLUS software version, the extraction system is automatically controlled by the software.



### **EASY TO CLEAN**

The suction nozzle attached to the back of the machine is removable, making cleaning very convenient. The mould and the two plungers can be removed for cleaning in just a few simple steps.



### **TALL PRESS CYLINDER FOR DOUBLE MOUNTING**

The tall press cylinder allows two samples to be mounted on top of each other simultaneously. This saves valuable mounting time and doubles sample throughput. Additionally, this mounting method is particularly time- and energy-efficient.



### **ROBUST BAYONET CLOSURE**

The robust and ergonomic bayonet closure fits comfortably in the hand and allows quick and easy opening and closing of the press cylinder.



### **GRANULATE COMPARTMENT**

The machine includes a granule compartment for easy pick-up and disposal of excess mounting granules.

## ПРИНЦИП РАБОТЫ

The new design of the Qpress 40 ensures the shortest possible heating and cooling times. The heating elements quickly melt the mounting resin thanks to optimized heat transfer and temperature control in the mould. During this process, the granules are compressed to the preset mould pressure. Once the set temperature is reached, the press mould is cooled as quickly as possible after a short holding time, allowing the hardened sample to be removed for further preparation. This not only saves time but also reduces energy requirements.

ПРЕССЫ ГОРЯЧЕГО ПРЕССОВАНИЯ QPRESS 40

**MOUNTING IN A FEW STEPS**



1. Place sample



2. Fill in mounting resin



3. Lock the bayonet quick-release closure.



4. Start process



5. Open the closure and remove the sample

## ПРЕССЫ ГОРЯЧЕГО ПРЕССОВАНИЯ QPRESS 40

### ПРОГРАММНОЕ ОБЕСПЕЧЕНИЕ

The Qpress 40 software is available in two variants. The standard Go software allows for quick setting of process parameters and starting of the mounting process.

The Plus software variant offers additional features such as a method database, butler function, and automatic control of extraction. The Plus software also includes the 2-step mode for sensitive samples. You can upgrade to Advanced Software Plus at any time.

		GO (Standard Software)	PLUS (Advanced Software)
	Speed-optimized temperature control	✓	✓
	Possibility of double mounting	✓	✓
	User account control	✓	✓
	Status bar	✓	✓
	Adjustable cooling capacity	✓	✓
	Automatic descaling function	✓	✓
1	Butler function (simple one-button operation)	✗	✓
2	Dust Guard: Extraction of fine dust (controlled via software)	✗	✓
3	Method database (saving and loading programs)	✗	✓
4	2-Step Mode (for sensitive samples)	✗	✓

Place a sample

**3** EPO Max 40 mm



02:15



02:15

04:30



200°C



100%

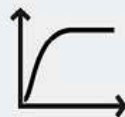
39°



**2**



250bar

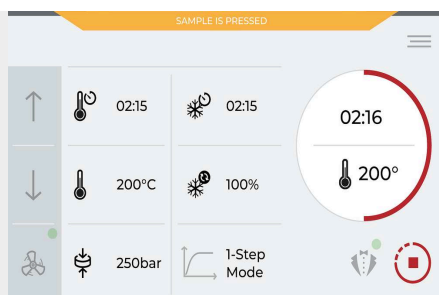


1-Step  
Mode

**4**

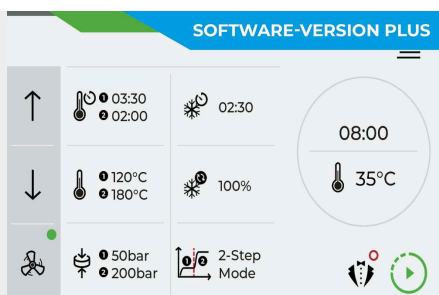
**1**





### CLEAR SOFTWARE

The intuitive software with a modern interface displays all important mounting parameters on the robust 7" industrial touchscreen. Here, you can set the heating and cooling times, desired cooling capacity, temperature, and press mould pressure. Additionally, the software displays the current status of the hot mounting press. User Account Control allows settings to be write-protected.



### 2-STEP PRINT MODE

For sensitive samples (sheets, thin-walled pipes, coated materials), a 2-step mode can be activated permitting independent control of temperature and pressure. For example, in the first stage, the mounting resin melts at low press chamber pressure. In the second stage, full pressure is applied for compaction, providing maximum protection for the sample.



### SOFTWARE-SUPPORTED DESCALING FUNCTION

The machine features an automatic descaling function. Simply insert a descaling tablet and select the software function to start the descaling process.

## ПРЕССЫ ГОРЯЧЕГО ПРЕССОВАНИЯ QPRESS 40

### INNOVATIVE FEATURES - PERFECT RESULTS

The new Qpress 40 hot mounting press has been developed to meet the increasing demands for precision, efficiency and user-friendliness. The Qpress 40 is characterized by innovative features that not only optimize work processes, but also improve the quality of the results.

1. Speed-optimized heating / cooling technology
2. Intuitive one-button operation
3. Tall press cylinder for double mounting
4. Robust quick closure
5. Extraction of fine dust
6. Clear process control



ПРЕССЫ ГОРЯЧЕГО ПРЕССОВАНИЯ QPRESS 40

**АКСЕССУАРЫ**



**CIRCULATING COOLING**

- | Powerful cooling
- | Resource-saving circulation system instead of fresh water
- | Low maintenance due to closed-circuit coolant circulation, reducing limescale deposits
- | Can connect up to two hot mounting presses



**MOULDS**

Easily interchangeable moulds are available with or without chamfer in these sizes: Ø 25 mm, Ø 30 mm, Ø 40 mm, Ø 1", Ø 1 1/4", Ø 1 1/2".



**SUCTION**

The optional extraction device allows for direct dust extraction when filling the mounting resin. It also enables easy cleaning of the machine with a removable suction hose. The extraction system can connect to up to two mounting machines and is controlled via the Qpress 40 software. It includes a replaceable vacuum cleaner bag and an additional fine dust filter.

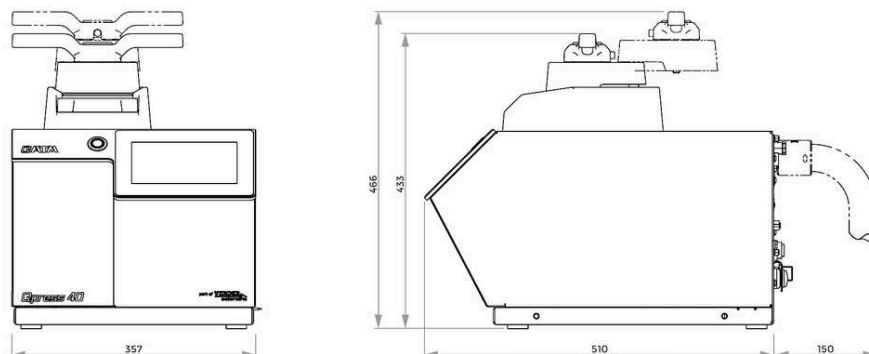
## PERFECT MOUNTING – CONSUMABLES BY QPREP

запрессовка надежнее, безопаснее и эффективнее, если она выполняется с использованием правильного оборудования: знания, осторожность и правильный выбор расходных материалов и оборудования имеют решающее значение.



ПРЕССЫ ГОРЯЧЕГО ПРЕССОВАНИЯ QPRESS 40

## ХАРАКТЕРИСТИКИ



<b>Mould Ø (metric)</b>	Ø 25 mm, Ø 30 mm, Ø 40 mm
<b>Mould Ø (inch)</b>	Ø 1", Ø 1 1/4", Ø 1 1/2"
<b>Max. pressure in mould cylinder Ø 40 mm / Ø 1.5"</b>	250 Бар
<b>Max. pressure in mould cylinder &lt; Ø 40 mm</b>	350 bar
<b>Adjustable temperature</b>	20 - 200°C
<b>Drive power (hydraulics)</b>	0.36 kW
<b>Heating capacity</b>	1.6 kW
<b>Connected load</b>	2.0 kW
<b>Heating time (adjustable)</b>	0 - 30 min; in 15 s steps
<b>Cooling time (adjustable)</b>	0 - 30 min; in 15 s steps
<b>Размер (ВxШxГ)</b>	~ 365 x 433 x 538mm
<b>Вес</b>	~ 41 kg

[www.qatm.com/qpress40](http://www.qatm.com/qpress40)

## ИНФОРМАЦИЯ ДЛЯ ЗАКАЗА

### БАЗОВОЕ ОБОРУДОВАНИЕ

#### МАШИНА (НЕОБХОДИМА - 1 ШТ.)

M0770020 Qpress 40 basic unit, 200-240 V 50/60 Hz (1Ph/N/PE)

M0770021 Qpress 40 basic unit, 100-120 V 50/60 Hz (1Ph/N/PE)

#### SOFTWARE (CAN BE ORDERED SEPARATELY)

Z0770220 Qpress 40 upgrade for software version PLUS

#### ПРЕСС-ФОРМА (МОЖЕТ ЗАКАЗЫВАТЬСЯ ОТДЕЛЬНО)

Z0770200 Qpress 40 mould assembly Ø 25 mm

Z0770201 Qpress 40 mould assembly Ø 1"

Z0770202 Qpress 40 mould assembly Ø 30 mm

Z0770203 Qpress 40 mould assembly Ø 1 1/4"

Z0770204 Qpress 40 mould assembly Ø 1 1/2"

Z0770205 Qpress 40 mould assembly Ø 40 mm

Z0770210 Qpress 40 mould assembly Ø 25 mm with chamfer

Z0770211 Qpress 40 mould assembly Ø 1" with chamfer

Z0770212 Qpress 40 mould assembly Ø 30 mm with chamfer

Z0770213 Qpress 40 mould assembly Ø 1 1/4" with chamfer

Z0770214 Qpress 40 mould assembly Ø 1 1/2" with chamfer

Z0770215 Qpress 40 mould assembly Ø 40 mm with chamfer

#### ДИСТАНЦИОННОЕ КОЛЬЦО (МОЖЕТ ЗАКАЗЫВАТЬСЯ ОТДЕЛЬНО)

00770306 Spacer Ø 25 mm for double mounts

00770307 Spacer Ø 30 mm for double mounts

00770308 Spacer Ø 40 mm for double mounts


00770309 Spacer Ø 1" for double mounts

00770310 Spacer Ø 1 1/4" for double mounts

00770311 Spacer Ø 1 1/2" for double mounts

00770312	Spacer Ø 25 mm with chamfer for double mounts
00770313	Spacer Ø 30 mm with chamfer for double mounts
00770314	Spacer Ø 40 mm with chamfer for double mounts
00770315	Spacer Ø 1" with chamfer for double mounts
00770316	Spacer Ø 1 1/4" with chamfer for double mounts
00770317	Spacer Ø 1 1/2" with chamfer for double mounts

## ОПЦИИ (МОГУТ ЗАКАЗЫВАТЬСЯ ОТДЕЛЬНО)

95014560		Starter Kit Hot Mounting
Z0800001		Комплект для подключения
Z0770226		Cooling unit, 200-240V 50/60Hz (1Ph/N/PE)
Z0770227		Cooling unit, 100-120V 50/60Hz (1Ph/N/PE)
Z0770225		Connection set vacuum cleaner second machine
Z0770223		Vacuum cleaner, 200-240V 50/60Hz (1Ph/N/PE)
Z0770224		Vacuum cleaner, 100-120V 50/60Hz (1Ph/N/PE)